

COFFEE WITH RUSSELL & SANTA

SEPTEMBER 9, 2021
AT 8:00AM AND 5:00PM

ZOOM CODE: <https://zoom.us/s/93876983167>





WELCOME!



Agenda - 9/9/21

1. Welcome
2. Updates:
 - a. Introductions!
 - b. Emergency Procedures
 - c. Resources on DVD Website
3. Feedback: via Padlet!

MEETING NORMS

- Participants will keep microphones muted to help minimize background noise
- We encourage cameras on, and participants will do our best to limit distraction
- Meetings are recorded and slides will be shared on the blog afterwards
- Assume good intent from speakers
- We will honor the time of all participants, and will wait until the end to ask any questions unless prompted during the meeting



INTRODUCTIONS!

MEET THE DVD ADMIN



Santa Acuña

Assistant Principal

sacuna@davincischools.org



Russell Stoll

Principal

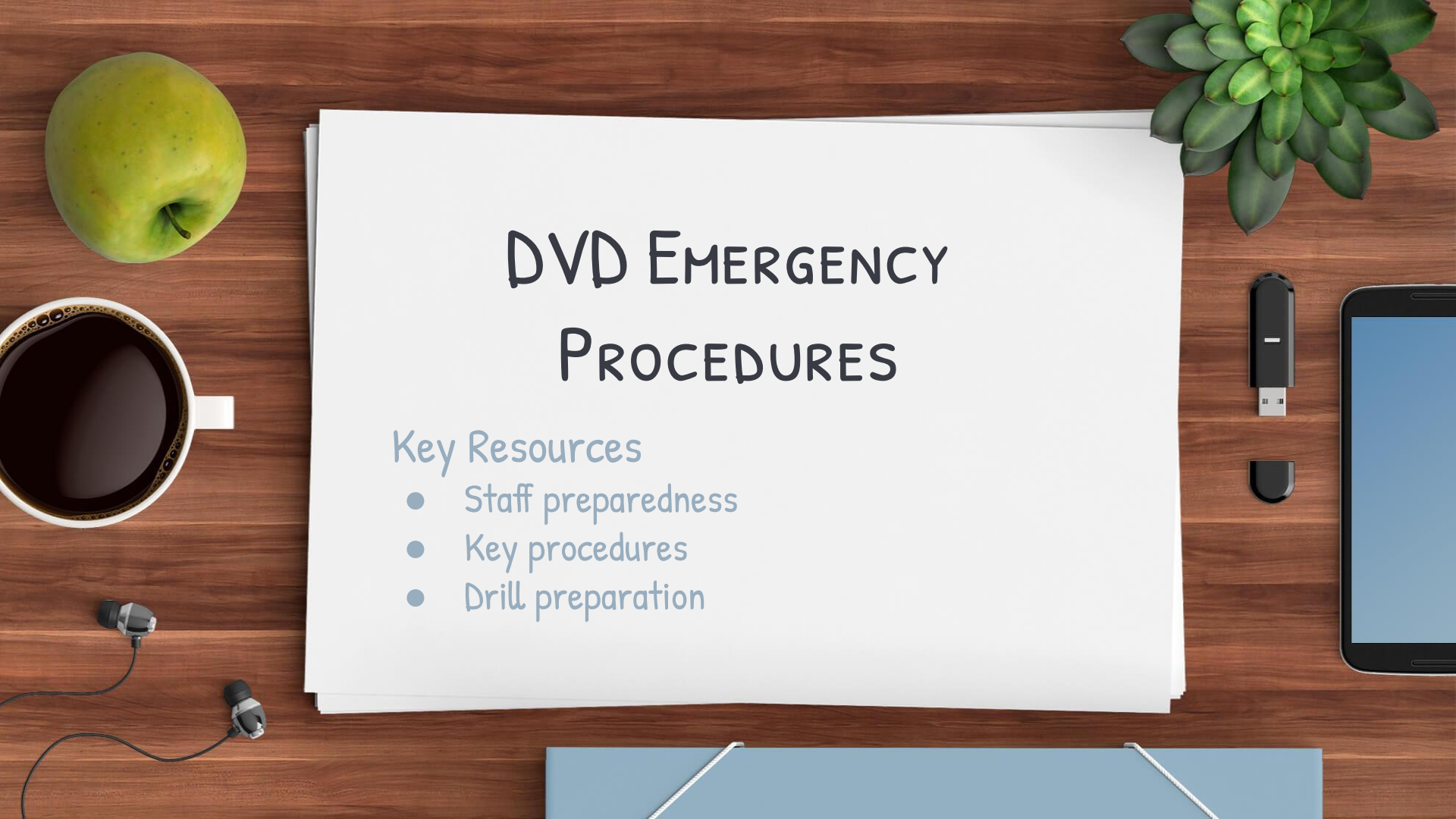
rstoll@davincischools.org



Let's meet each other!

Introduce yourself by
your name and by the
grade level of your DVD
student(s).

Optional: introduce any family pets :)



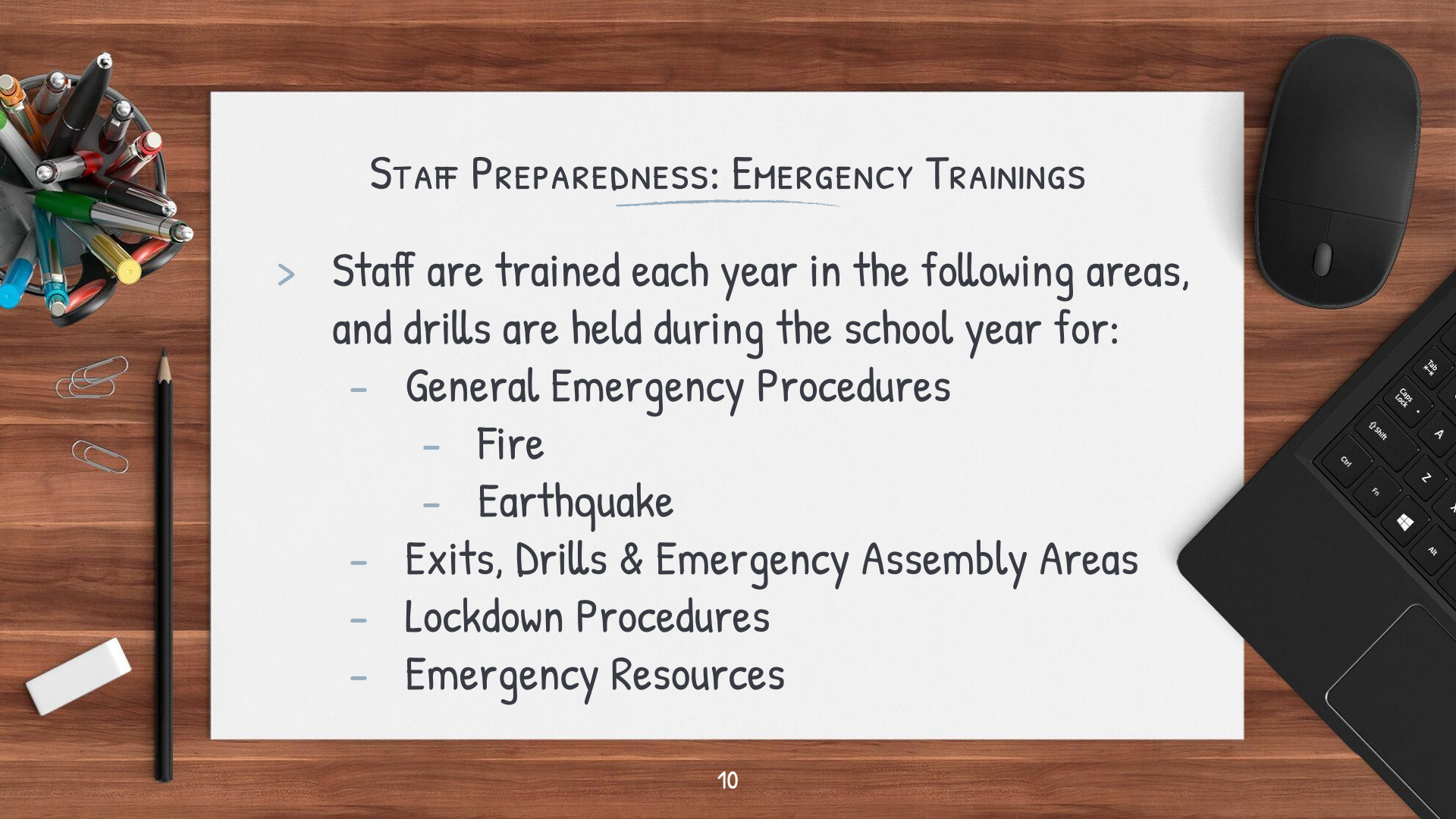
DVD EMERGENCY PROCEDURES

Key Resources

- Staff preparedness
- Key procedures
- Drill preparation

ON AUGUST 20TH, DVD STAFF WERE RE-TRAINED IN OUR EMERGENCY PROCEDURES PROTOCOLS.

Event	Signal	Action	All Clear
FIRE /EVACUATION DRILL	Fire alarm	Evacuate to Emergency Assembly Area. Take Emergency kit and clipboard with rosters.	<u>Emergency Assembly Area:</u> Verbal notification by Incident Commander that drill is over.
EARTHQUAKE DROP/COVER/ HOLD DRILL	Intercom command given 2 times: "This is an Earthquake Drill" Teacher or staff member gives command of "DROP" to class	Drop to knees; take cover under table; hold on to leg of furniture; cover head. Once shaking stops, evacuate to Emergency Assembly Area	<u>Classroom:</u> Verbal notification given by teacher that shaking has stopped and to exit to <u>Emergency Assembly Area.</u> <u>Emergency Assembly Area:</u> Verbal notification by Incident Commander that drill is over.
DROP/TAKE COVER DRILL (Used for explosions, air crash, shooting incident, etc.)	Intercom given 2 times: "This is a Drop/Take Cover Drill" Teacher or staff member gives command of DROP	Take immediate cover. Drop, facing away from windows or hazard. Bury face in arms to protect head. Close eyes tightly. Remain in position until directed to evacuate or until emergency is over.	<u>Classroom:</u> Verbal notification by Incident Commander that drill is over.
LOCK-DOWN (DANGER/INJURY ON CAMPUS – I.E., ANIMAL DISTURBANCE, ASSAULT, BOMB THREATS, SUICIDE ATTEMPT, KIDNAPPING, ETC.)	Intercom command given twice: "Da Vinci is in Lock-down" We will not use any special codes – the threat will be announced. (For example: "There is a shooter on campus. DV is in lock-down")	Lock Doors, move away from windows. Take attendance and account for all students. If outside, immediately move students into closest room. Remain until emergency is over. NO ONE LEAVES CLASSROOMS until all clear signal is given. <u>Emergency Response Team</u> will disperse and attend to the needs of the emergency. *Evacuation may occur depending on situation	Intercom notification given two time by a familiar voice: "The lockdown is over"



STAFF PREPAREDNESS: EMERGENCY TRAININGS

- > Staff are trained each year in the following areas, and drills are held during the school year for:
 - General Emergency Procedures
 - Fire
 - Earthquake
 - Exits, Drills & Emergency Assembly Areas
 - Lockdown Procedures
 - Emergency Resources

STAFF PREPAREDNESS: YEARLY TRAININGS

- > Staff also receive trainings yearly on the following topics:
 - Teen Suicide Prevention
 - Mandated Reporting
 - Bloodborne Pathogens
 - Hazardous Materials
- > Select staff have also completed an intensive first aid training course



EMERGENCY RESOURCES

In the classroom...

- > Emergency preparedness plans
- > First aid kits
- > Emergency folders

Online for school community...

- > Comprehensive School Safety Plan

Reviewed by School Site Council and approved by DV Board



UPCOMING DRILLS

- > The first all schools (201 N. Douglas) drill is traditionally hosted in the last week of September.
- > In Advisory prior to this drill, students will receive information and will be prepared.
- > Students will know the day of a drill prior to a drill happening



DVD WEBSITE

Key Resources

- Student & Family Handbook
- Grade Level Sites
- Incident Reporting Form
- School Calendar

Week 4 Preview

Posted on [September 3, 2021](#) | by [Russell Stoll](#) | [Edit Post](#)

Greetings Designers and Design Families,

What an exciting week! Seminars are back up and running, and we had a lovely Back to School Night event. It was so great to have parents, families, and lots of alumni siblings back on campus. If you were not able to participate in Back to School Night this year, not to worry – you can find the presentations given from each grade level by clicking on the links here:

- [Team 9 Slides Back to School Night Fall 2021](#)
- [Team 10 Slides Back to School Night Fall 2021](#)
- [Teams 11 & 12 Slides Back to School Night Fall 2021](#)

Next week, we have a short week due to the Labor Day Holiday – there is no school on Monday, 9/6. See the bell schedule for the coming week below. Tuesday will be an all periods day so that students meet with all of their teachers after the long weekend.

Monday, 9/6/21	Tuesday, 9/7/21	Wednesday, 9/8/21	Thursday, 9/9/21	Friday, 9/10/21
"No School!" Labor Day Holiday	Period 1 8:55-9:40	Office Hours 8:00-8:45	Office Hours 8:00-8:45	Staff Meetings 8:00-9:00
	Period 2 9:45-10:30			Advisory/CD 9:25-10:40
	Advisory 10:35-11:00	Period 1 8:55-10:40	Period 2 8:55-10:40	Period 1 10:50-11:34
	Period 3 11:10-11:55	Period 3 10:50-12:35	Period 4 10:50-12:35	Period 2 11:35-12:11
	Period 4 12:00-12:45			Period 3 12:25-1:05
	LUNCH 12:45-1:15	LUNCH 12:35-1:05	LUNCH 12:35-1:05	LUNCH 1:05-1:35
	Period 5 1:25-2:10	Period 5 1:15-3:00	Period 6 1:15-3:00	Period 4 1:45-2:25
	Period 6 2:15-3:00			Period 5 2:30-3:10
	Seminar Per 8 3:10-3:55	Seminar Per 7 3:10-3:55	Seminar Per 8 3:10-3:55	Period 6 3:15-3:55

COVID-19 RESPONSE & RESOURCES

Please visit [here](#) for information about the Coronavirus (COVID-19)

SUBSCRIBE TODAY!

Email*

RESOURCES

2021-2022 School Year Resources:

- ["Welcome Back" Post: First Day Info](#)
- [DVD 2021-2022 School Calendar](#)
- [DVD Student & Family Handbook \(2021-2022\)](#)
- [DVD Daily Bell Schedule \(Fall 2021\)](#)
- [DVD New Family Info](#)

RESOURCES

2021-2022 School Year Resources:

- ["Welcome Back" Post: First Day Info](#)
- [DVD 2021-2022 School Calendar](#)
- [DVD Student & Family Handbook \(2021-2022\)](#)
- [DVD Daily Bell Schedule \(Fall 2021\)](#)
- [DVD New Family Info](#)

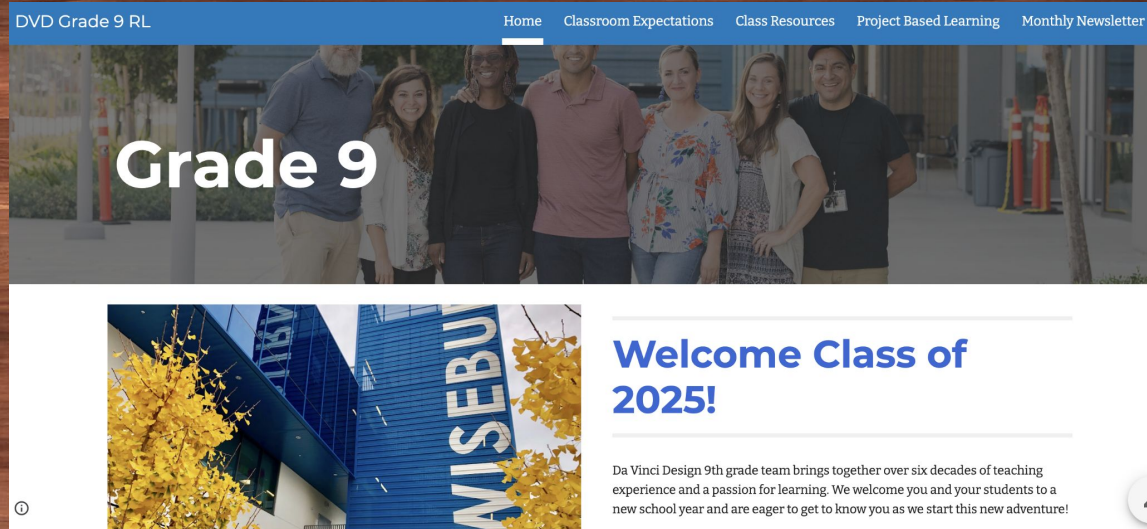
Grade-level Google Sites:

- [Grade 9](#)
- [Grade 10](#)
- [Grade 11](#)
- [Grade 12](#)

Key Resources:

- [Student Technology Quick Start Guide](#)
- [Incident Report Form](#)
- [Request a Transcript](#)
- [PowerSchool](#)
- [MyMealTime](#)
- [DVD 2020-21 Student Photos for viewing and purchase \(photos listed under Advisor's name\)](#)
- [Naviance Family Connection](#)
- [COVID-19 Operations Report](#)

GRADE LEVEL GOOGLE SITES



- Announcements
- Classroom Expectations and Resources
- Parent Resources
- Monthly Newsletters

INCIDENT REPORTING FORM

Incident Reporting - DVD

This form can be used to report incidents that take place at DVD. This form goes to the DVD Principal and Assistant Principal, but anyone can enter data in this form anonymously. Including your name is optional, and no part of this form is required. As much information as you can tell us about the incident helps us to address it in the best way we can. The intent is that this form be used truthfully, appropriately and to ensure a safe learning environment. Thank you for taking the time to let us know if something is going on!

Please describe what happened.

Your answer

When did this happen?

If ongoing: when did it start? Be as accurate as possible.

Date

mm/dd/yyyy



Where did this happen?

Your answer

Is there anyone who was a witness to the incident? If so, please list any and all names.

Your answer

CALENDAR AND HANDBOOK FOR 2021-2022

DVD 2021-2022: Semester 1



Week	Monday	Tuesday	Wednesday	Thursday	Friday	Sat/Sun
PD August	2 New Staff PD	3 New Staff PD	4 PD Day	5 PD Day	6 PD Day	7/8
PD August	9 PD Day	10 PD Day	11 PD Day	12 PD Day *Senior Cap & Gown Photos*	13 PD Day	14/15
Week 1 August	16 First day of classes	17	18	19	20 DVD Picture Day	21/22
Week 2 August	23 *Overnighter Postponed*	24	25	26	27	28/29
Week 3 September	30	31	1	2 DVD Back to School Night	3	4/5
Week 4 September	6 Labor Day Holiday	7	8	9	10	11/12

RESOURCES

2021-2022 School Year Resources:

- DVD 2021-2022 School Calendar
- DVD Student & Family Handbook (2021-2022)
- DVD Daily Bell Schedule (Fall 2021)
- DVD New Family Info

Grade-level Google Sites:



DVD CLUB FAIR

Key Resources

- September 16th

WHY SCHOOL CLUBS

- **Purpose:**

- To get kids connected...
 - To the community
 - To volunteering
 - To each other
 - Foster student leadership and voice

PAST SCHOOL CLUBS

- Spirit Squad
- DV Student Task Force
- La Fuerza
- Surf Club
- BSU Black Student Union
- Comic Book Club
- Caring Hearts
- Junior Committee
- National Honors Society
- Atlas
- F.L.O.W.
- Art Business Club
- Photo and Videography
- Motivational Club
- DnD
- Rubic
- Little Helping Hands
- Senior Mentor Program
- Archery
- Pundation Foundation
- Science Fiction Book Club
- Pride Club (LGBTQ)
- Ambassadors Club
- Black Student Union (DVC Lunch)
- Muslim Student Association (DVC Lunch)
- Creative Writing (DVC Lunch)
- Pink & Lavender (DVC Lunch)



OTHER UPDATES:

School Site Council Meeting #1
Sept. 15th

STAY CONNECTED

Please always check the blog.

Go to dvd.davincischools.org, enter your email address and click on “Subscribe”



Follow us on Instagram.

@DVDig 



TIME FOR FEEDBACK!

[HTTPS://PADLET.COM/RSTOLL2/DVDCOFFEESEPT2021](https://padlet.com/rstoll2/dvdcOFFEESEPT2021)

In the Padlet, discuss:

What you would like to know more about?
What you would like to see on the agenda for
upcoming "Coffee with Admin" meetings?
Your feedback matters to us!

THANKS FOR BEING HERE!

If you have any specific questions, please reach out:

- > Russell:
rstoll@davincischools.org
- > Santa:
sacuna@davincischools.org

SEE YOU NEXT TIME!
OCTOBER 7TH

